


SMB

Features

- Low reverse leakage
- Glass passivated junction
- High forward surge current capability
- High efficiency operation
- The plastic package carries Underwriters Laboratory Flammability Classification 94V-0

Mechanical Data

- CASE: SMBJ(DO-214AA) Molded Plastic
- Polarity: Color band denotes cathode end
- Mounting position: ANY
- Weight: 0.0035 ounces, 0.098 gram

Maximum Ratings & Electrical Characteristics

(Ratings at 25°C ambient temperature unless otherwise specified. Single phase half-wave 60Hz, resistive or inductive load, for capacitive load current derate by 20%.)

Parameter	SYMBOLS	RS2MB	UNITS
	MARKING	RS2M	
Maximum repetitive peak reverse voltage	V_{RRM}	1000	V
Maximum RMS voltage	V_{RMS}	700	V
Maximum DC blocking voltage	V_{DC}	1000	V
Maximum average forward rectified current at $T_L=100\text{ C}$	$I_{(AV)}$	2.0	A
Peak forward surge current, 8.3ms single half sine-wave superimposed on rated load	I_{FSM}	50.0	A
Maximum instantaneous forward voltage at 2.0A	V_F	1.30	V
Maximum DC reverse current $T_A=25\text{ C}$ at rated DC blocking voltage $T_A=125\text{ C}$	I_R	10 500	$\mu\text{ A}$
Maximum reverse recovery time(Note 1)	T_{rr}	500	ns
Typical junction capacitance (Note2)	C_J	30.0	pF
Typical thermal resistance	$R_{\theta JA}$	65.0	C/W
Operating junction and storage temperature range	T_J, T_{STG}	-55 to +150	C

Note: 1.Reverse recovery time test condition: $I_F=0.5\text{ A}$ $I_R=1.0\text{ A}$ $I_{rr}=0.25\text{ A}$
2.Measured at 1MHz and applied reverse voltage of 4.0V D.C.

Summary of Packing Options

Package	Packing Description	Packing Quantity	Industry Standard
SMB	Tape/Reel, 13" reel	3000	EIA-481-1

Ratings and Characteristic Curves

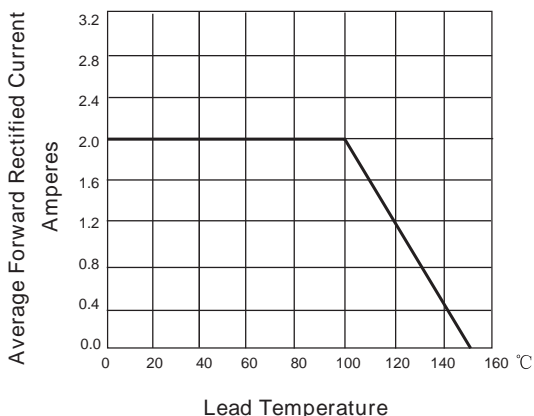


FIG. 1- DERATING CURVE OUTPUT RECTIFIED CURRENT

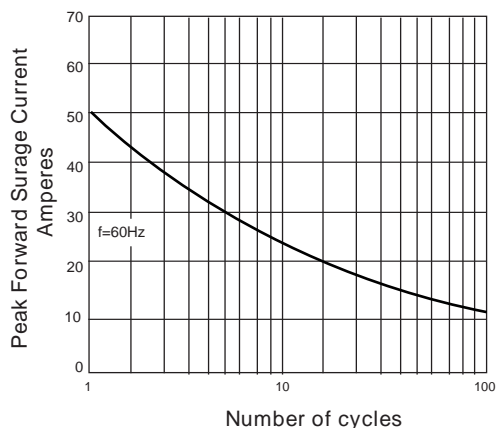


FIG. 2-MAXIMUM NON-REPETITIVE PEAK FORWARD SURGE CURRENT PER LEG

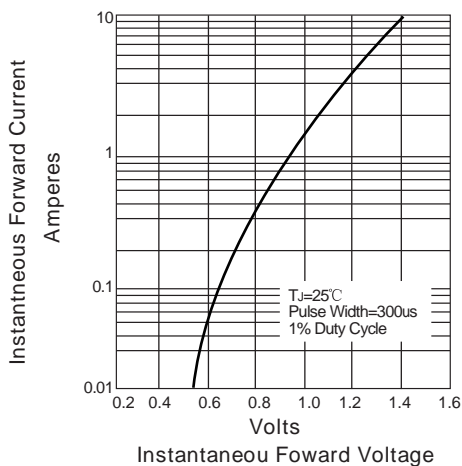


FIG. 3-TYPICAL FORWARD VOLTAGE CHARACTERISTICS

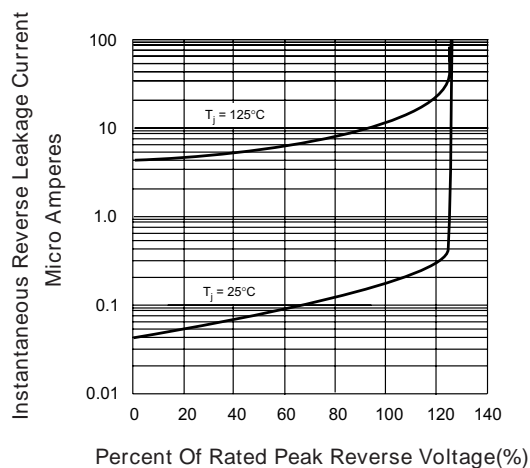


FIG. 4-TYPICAL REVERSE LEAKAGE CHARACTERISTICS

Package Outline Dimensions: SMB(DO-214AA)

Dim	Millimeters		Inches	
	Min	Max	Min	Max
L	4.4	4.6	0.173	0.181
D	3.5	3.7	0.138	0.146
D1	1.9	2.1	0.075	0.083
T	5.1	5.48	0.201	0.216
T1	1.0	1.6	0.039	0.063
d	-	0.2	-	0.008
H	2.2	2.45	0.087	0.096
H1	2.15	2.35	0.085	0.093