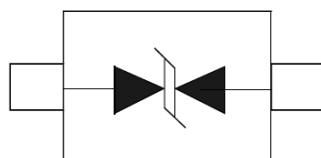
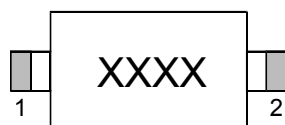



SOD-323

Features

350Watts peak pulse power($t_p=8/20\mu s$)
 Low clamping voltage
 Low leakage current
 Glass passivated junction
 Bidirectional configurations
 IEC 61000-4-2 $\pm 30KV$ contact $\pm 30KV$ air
 Halogen free and RoHS compliant

Mechanical Data

CASE: SOD-323 Molded Plastic
 Molding compound flammability rating: UL 94V-0
 Mounting Position:Any

Making Code & Ordering information


Ordercode	Package	Base qty	Deliverymode
PSD3V05C	SOD323	3000	Tape andreel

Maximum Ratings & Thermal Characteristics

(Ratings at 25°C ambient temperature unless otherwise specified.)

Rating	Symbol	Value	Units
Peak Pulse Power ($t_p = 8/20\mu s$)	P_{PP}	350	Watts
Peak Pulse Current ($t_p = 8/20\mu s$) (note1)	I_{pp}	17	A
ESD per IEC 61000-4-2 (Air) ESD per IEC 61000-4-2 (Contact)	V_{ESD}	30 30	kV
Lead Soldering Temperature	T_L	260(10seconds)	°C
Junction Temperature	T_J	-55 to + 150	°C
Storage Temperature	T_{stg}	-55 to + 150	°C

Electrical Characteristics

(Ratings at 25°C ambient temperature unless otherwise specified).

Parameter	Symbol	Conditions	Min	Typical	Max	Units
Reverse Stand-Off Voltage	V_{RWM}				5.0	V
Reverse Breakdown Voltage	V_{BR}	$I_T=1mA$	6.0			V
Reverse Leakage Current	I_R	$V_{RWM}=5V, T=25^\circ C$			1	μA
Clamping Voltage	V_C	$I_{PP}=17A, t_p=8/20\mu s$			20	V
Junction Capacitance	C_j	$V_R = 0V, f = 1MHz$		60	70	pF



Ratings and Characteristic Curves

(Ratings at 25°C ambient temperature unless otherwise specified).

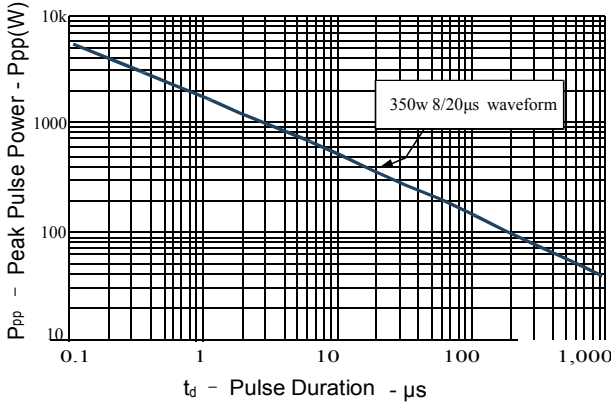


Figure 1: Peak Pulse Power vs. Pulse Time

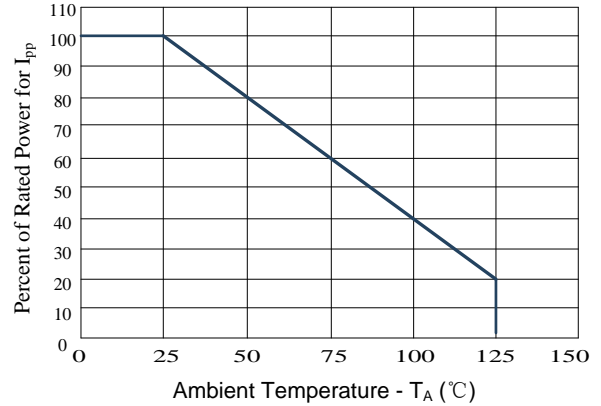


Figure 2: Power Derating Curve

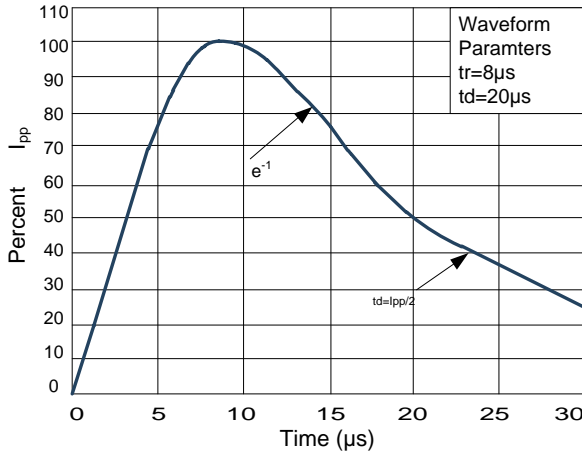


Figure 3: Pulse Waveform

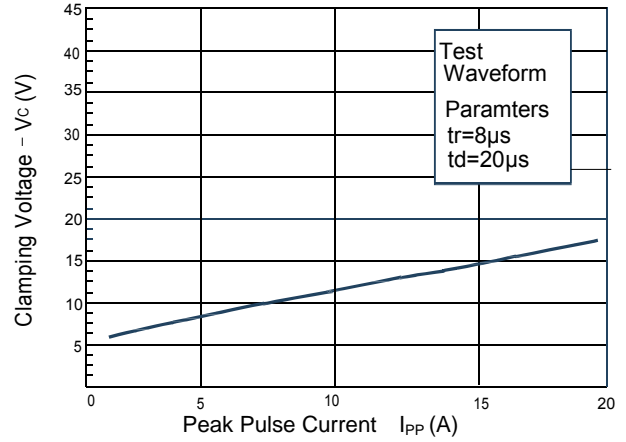
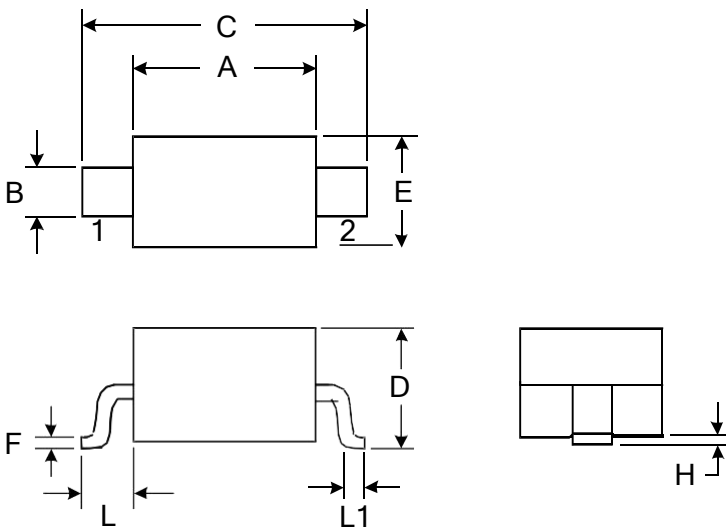


Figure 4: Clamping Voltage vs. Ipp

Package Outline Dimensions: SOD-323



DIMENSIONS				
SYMBOL	MILLIMETER		INCHES	
	MIN	MAX	MIN	MAX
A	1.600	1.800	0.063	0.071
B	0.250	0.350	0.010	0.014
C	2.500	2.700	0.098	0.106
D		1.000		0.039
E	1.200	1.400	0.047	0.055
F	0.080	0.150	0.003	0.006
L	0.475 REF		0.019REF	
L1	0.250	0.400	0.010	0.016
H	0.000	0.100	0.000	0.004